

Using a personal non-NT Schools computer

Read all steps before commencing

1. Click on the Compass link below and we recommend you save it to browser
<https://ntsde-nt.compass.education/>

2. Click on the round orange icon



3. Another page will be displayed with F5
– enter your ntschools logon using your first & lastname
(e.g. john.smith and your password – same as your ntschools laptop)

f5

Northern Territory Government
Department of Education
Secure Logon

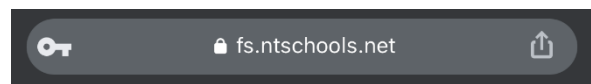
Username

Password

Logon

4. The next screen you are required to enter your full ntschools email address

e.g. john.smith@student.nts.schools.net and your ntschools password



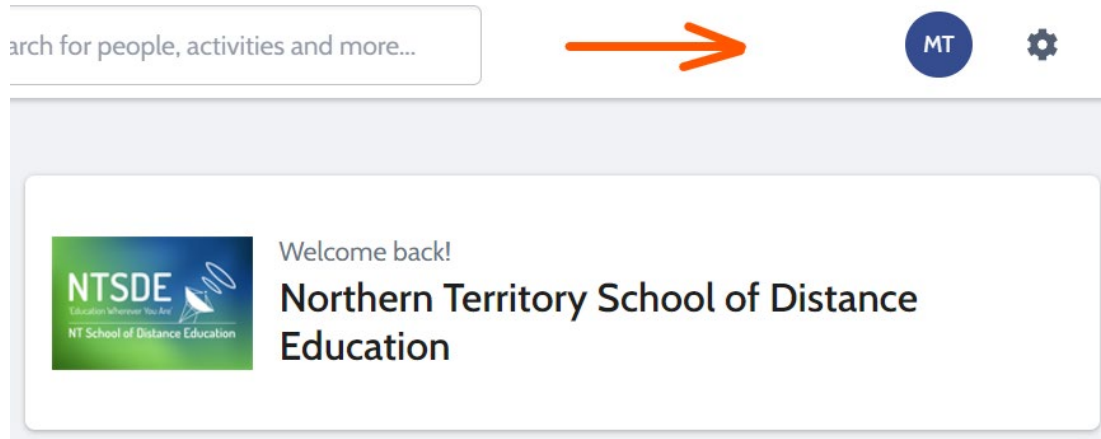
fs.nts.schools.net

Sign in with your organizational account

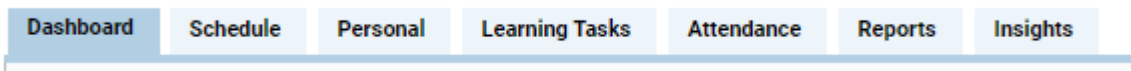
Sign in

You will now be on your **Compass homepage** for NTSDE

5. Please click on your initials in the top right to go your profile



6. Once you have logged on, click on your name (top right corner) to see extra tabs as per below:



- Your timetable for today will be displayed
- Access your School Reports via 'Reports' Tab
- Teachers will be able to send you messages through the 'News Feed'