


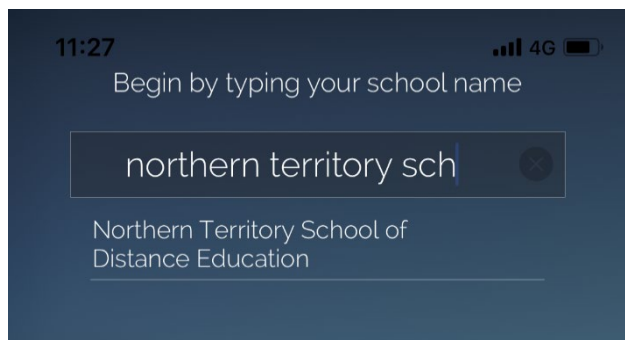
## Students Compass Access

### Install the Compass School Manager App on your Phone



1. Download '**Compass School Manager**' from the iOS or Google Play Store
2. Open Compass and search for '**Northern Territory School of Distance Education**'

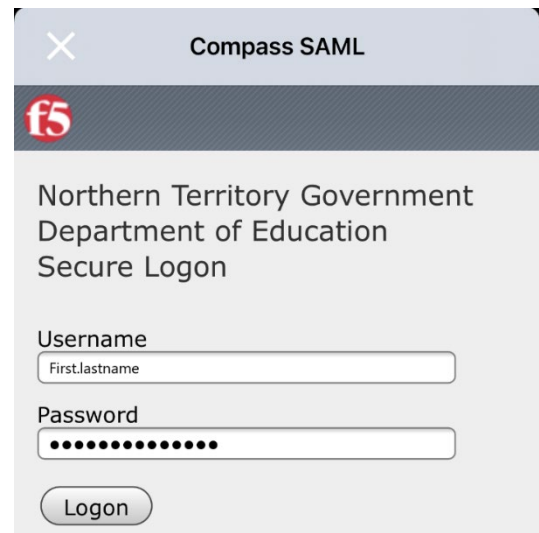
Select NTSDE



3. Click on the round orange icon (**SAML log in**)
4. On the **f5 Northern Territory Government Depart login screen**



Enter yours ntschools logon (eg. John.smith & your password – same as your ntschools laptop logon details.)



5. The next screen you are required to enter your full ntschools email address

(e.g. **john.smith@student.ntschoo**.net and **password**)

8. Now you should have access to your compass account

You should now see your Compass for NTSDE:

- Your timetable for the current day will be displayed
- Access your School Reports via **'Reports'** Tab
- Teachers may send you messages through the **'News Feed'**
- **Click on the 3 parallel lines** – top left corner to access your **'Learning Tasks'**

